

**YI-LAI MARKETING SDN BHD (459342-W)**

*(Wholly Owned Subsidiaries of YB Ventures Berhad)*

**Office & Showroom In Malaysia:**

**Selangor**

No. 8, Jalan 51A/241, Seksyen 51A, 46100 Petaling Jaya, Selangor  
+603-7875 4388

**Johor**

No. 15 & 16, Jalan Tropika 1, Taman Tropika, 81000 Kulai, Johor  
+607-663 7523

**Melaka**

No. 65, Jalan Suria 1, Taman Malim Jaya, 75250 Melaka  
+606-336 7128

**Penang**

97-1-16, The Palazzia, Jalan Bukit Gambir, 11700 Gelugor, Pulau Pinang

**Perak**

No. 46A, Jalan Bendahara, 31650 Ipoh, Perak  
+605-241 3729

**YI-LAI TRADING PTE LTD (198204735-E)**

**Marketing Office In Singapore:**

2 Sims Close #06-06 Gemini@Sims Singapore 387298  
+65-6842 0163

# ARDESIA

H O M O G E N E O U S | S T R U C T U R E





MODEL: YLH63AS05C

# ARDESIA



YLH63AS05C  
300x600mm

Olive



YLH66AS05C  
600x600mm

Olive

## APPLICATION:



Wall



Floor



Indoors



Outdoors



Residential




Commercial



Wet Area



Dry Area



300x600mm Faces: 9 face

**Tile Properties:** Homogeneous | Bla | V3  
**Physical Appearance:** Structure | Rectified



600x600mm Faces: 8 face

**Tile Properties:** Homogeneous | Bla | V3  
**Physical Appearance:** Structure | Rectified

## TECHNICAL SPECIFICATION FOR ALPHA HOMOGENEOUS TILE

Symbol	Test	Specification	
		MS ISO 13006: 2020	YLI
	Water Absorption(%)	E≤0.5%	E≤0.1%
	Dimension: Length & Width (for non-rectified tiles)	±0.60% (max±2.0mm)	±0.50% (max±2.0mm)
	Dimension: Length & Width (for rectified tiles)	±0.30% (max±1.0mm)	±0.25% (max±1.0mm)
	Thickness	±5.0% (max±0.5mm)	±4.0% (max±0.5mm)
	Straightness Of Side (mm) for non-rectified tiles	±0.50% (max±1.5mm)	±0.50% (max±1.5mm)
	Straightness Of Side (mm) for rectified tiles	±0.30% (max±0.8mm)	±0.30% (max±0.8mm)
	Rectangularity (mm) for non-rectified tiles	±0.50% (max±2.0mm)	±0.50% (max±2.0mm)
	Rectangularity (mm) for rectified tiles	±0.30% (max±1.5mm)	±0.30% (max±1.5mm)
	a) Centre Curvature for non-rectified tiles	±0.50% (max±2.0mm)	±0.50% (max±2.0mm)
	a) Centre Curvature for rectified tiles	±0.40% (max±1.8mm)	±0.40% (max±1.8mm)
	b) Edge Curvature for non-rectified tiles	±0.50% (max±2.0mm)	±0.50% (max±2.0mm)
	b) Edge Curvature for rectified tiles	±0.50% (max±2.0mm)	±0.50% (max±2.0mm)
	c) Edge Curvature for non-rectified tiles	±0.40% (max±1.8mm)	±0.40% (max±1.8mm)
	c) Edge Curvature for rectified tiles	±0.50% (max±2.0mm)	±0.50% (max±2.0mm)
	Surface Quality*	±0.40% (max±1.8mm)	±0.40% (max±1.8mm)
	Modulus Of Rupture	Min 35 N/mm <sup>2</sup>	Min 35 N/mm <sup>2</sup>
	Scratch (Moh's Hardness Scale)	Min 6	Comply
	Abrasion Resistance (PEI)	Class I ~ IV	Comply
	Chemical Resistance To		
	a) Acid	GLA ~ GLC	Comply
	b) Alkaline	GLA ~ GLC	Comply
	Chemical Resistance To Stain	Min Class 3	Min Class 3
	Crazing Test	No Crazing	No Crazing (3 times)

\* Free from visible defect

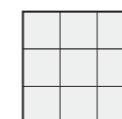
## ALPHA PACKAGING SPECIFICATION

DIMENSION	CARTON			PALLET			CONTAINER			
	Pieces	Weight(kg)	Sq.Meter	Cartons	Weight(kg)	Sq.Meter	Cartons	Pallets	Sq.Meter	Gross Weight(kg)
600x600mm	4	32.0	1.44	40	1305	57.60	640	17	979.20	20880
300x600mm	8	29.3	1.44	40	1197	57.60	720	18	1036.80	21546

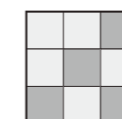
### Remarks:

The "kg/pallet" is included 25kg pallet weight | Bla=<0.5% water absorption | B1b=>0.5 to <3% water absorption


## SHADE & TONE VARIATIONS



**V1**  
UNIFORM  
SHADE & TONE



**V2**  
SLIGHT  
VARIATION



**V3**  
MEDIUM  
VARIATION



**V4**  
STRONG  
VARIATION