












ALPHA PACKAGING SPECIFICATION

DIMENSION	CARTON			PALLET			CONTAINER			
	Pieces	Weight (kg)	Sq.Meter	Carton	Weight (kg)	Sq.Meter	Carton	Pallet	Sq.Meter	Weight (kg)
300x600 mm	8	24.7	1.44	60	1507	86.40	720	12	1036.80	18084

Remarks :  
The "kg/pallet" is included 25kg pallet weight | B1a = <0.5% water absorption | B1b = >0.5 To <3 % water absorption

- Slight variation in size and shade are inherent in manufacture of tiles. Tiles are packed into cartons marked in accordance with relevant manufacturing standard and information. It is recommended that before laying, several cartons be opened and paved in trial. A tiling gap of at least 2.5 - 3.0mm for wall and 3.0 - 5.0mm for floor is recommended for installation.
- Each different tile series is produced to meet different requirements. For specific product technical performance, please required it from our marketing/customer service team.
- Due to the printing process, the colours of actual products may differ from samples.

TECHNICAL SPECIFICATION FOR ALPHA PORCELAIN TILES

SYMBOL	TEST	SPECIFICATION	
		MS ISO 13006: 2020	YLI
	Water Absorption (%)	0.5% < E ≤ 3 %	0.5% < E ≤ 3 %
	Dimension : Length & Width (for non-rectified tiles)	± 0.60% (max ±2.0mm)	± 0.50% (max ±2.0mm)
	Dimension : Length & Width (for rectified tiles)	± 0.30% (max ±1.0mm)	± 0.25% (max ±1.0mm)
	Thickness	± 5.0% (max ±0.5mm)	± 4.0% (max ±0.5mm)
	Straightness Of Side (mm) for non-rectified tiles	± 0.50% (max ±1.5mm)	± 0.50% (max ±1.5mm)
	Straightness Of Side (mm) for rectified tiles	± 0.30% (max ±0.8mm)	± 0.30% (max ±0.8mm)
	Rectangularity (mm) for non-rectified tiles	± 0.50% (max ±2.0mm)	± 0.50% (max ±2.0mm)
	Rectangularity (mm) for rectified tiles	± 0.30% (max ±1.5mm)	± 0.30% (max ±1.5mm)
	a) Centre Curvature for non-rectified tiles	± 0.50% (max ±2.0mm)	± 0.50% (max ±2.0mm)
	a) Centre Curvature for rectified tiles	± 0.40% (max ±1.8mm)	± 0.40% (max ±1.8mm)
	b) Edge Curvature for non-rectified tiles	± 0.50% (max ±2.0mm)	± 0.50% (max ±2.0mm)
	b) Edge Curvature for rectified tiles	± 0.40% (max ±1.8mm)	± 0.40% (max ±1.8mm)
	c) Warpage for non-rectified tiles	± 0.50% (max ±2.0mm)	± 0.50% (max ±2.0mm)
	c) Warpage for rectified tiles	± 0.40% (max ±1.8mm)	± 0.40% (max ±1.8mm)
	Surface Quality*	95%	95%
	Modulus Of Rupture	Min 30 N/mm2	Min 30 N/mm2
	Scratch (Moh's Hardness Scale)	-	Min 6
	Abrasion Resistance (PEI)		Min Class III
	Chemical Resistance To	a) Acid	GLA ~ GLC
		b) Alkaline	GLA ~ GLC
	Chemical Resistance To Stain		Min Class 3
	Crazing Test		No Crazing

\* Free from visible defect

SHADE & TONE VARIATIONS

V1

UNIFORM

SHADE & TONE

V2

SLIGHT

VARIATION

V3

MEDIUM

VARIATION

V4

STRONG

VARIATION

YI-LAI MARKETING SDN BHD

(459342-W)

(Wholly Owned Subsidiaries Of YB Ventures Berhad)

Office & Showroom In Malaysia

Selangor

No.8, Jalan 51A/241, Seksyen 51A, 46100 Petaling Jaya, Selangor

+603-7875 4388

Johor

No.15 & 16, Jalan Tropika 1, Taman Tropika, 81000 Kulai, Johor

+607-663 7523

Melaka

No.65, Jalan Suria 1, Taman Malim Jaya, 75250 Melaka

+606-336 7128

Penang

97-1-16, The Palazzia, Jalan Bukit Gambir, 11700 Gelugor, Pulau Pinang

+604-659 8218

Perak

No. 46A, Jalan Bendahara, 31650 Ipoh, Perak

+605-241 3729

YI-LAI TRADING PTE LTD

(198204735-E)

Marketing Office In Singapore

2 Sims Close #06-06 Gemini@Sims

Singapore 387298

+65-6842 0163

alpha<sup>TM</sup>

T I L E S

alpha-tiles.com.my

P O R C E L A I N

ARENITE

3 0 0 X 6 0 0 M M | S T R U C T U R E D



ARENITE



Arenite 300X600 mm 4 random faces



BLACK

YL63ARN00

300X600 mm



GREY

YL63ARN04

300X600 mm



LIGHT GREY

YL63ARN01


300X600 mm



BROWN

YL63ARN03

300X600 mm



BEIGE

YL63ARN02

300X600 mm



COMMERCIAL



RESIDENTIAL



FLOOR



WALL



DRY AREA



WET AREA

TYPE	Porcelain
SURFACE	Structured
SIZES	300X600 mm
SHADE VARIATION	V3
TILE EDGES	Non-rectified
WATER ABSORPTION	B1b
NUMBER OF FACES	4