

YI-LAI MARKETING SDN BHD (459342-W)

(Wholly Owned Subsidiaries of YB Ventures Berhad)

Office & Showroom In Malaysia:

Selangor

No. 8, Jalan 51A/241, Seksyen 51A, 46100 Petaling Jaya, Selangor
+603-7875 4388

Johor

No. 15 & 16, Jalan Tropika 1, Taman Tropika, 81000 Kulai, Johor
+607-663 7523

Melaka

No. 65, Jalan Suria 1, Taman Malim Jaya, 75250 Melaka
+606-336 7128

Penang

97-1-16, The Palazzia, Jalan Bukit Gambir, 11700 Gelugor, Pulau Pinang

Perak

No. 46A, Jalan Bendahara, 31650 Ipoh, Perak
+605-241 3729

YI-LAI TRADING PTE LTD (198204735-E)

Marketing Office In Singapore:

2 Sims Close #06-06 Gemini@Sims Singapore 387298
+65-6842 0163

CALMATO

H O M O G E N E O U S | M A T T E



boutique


Food Court

MODEL: YLH66CL01C
YLH66CL05C




MODEL: YLH63CL02C
YLH66CL02C

CALMATO



YLH66CL01C | 600x600mm
YLH63CL01C | 300x600mm
YLH33CL01 | 300x300mm
Cream




YLH66CL02C | 600x600mm
YLH63CL02C | 300x600mm
YLH33CL02 | 300x300mm
White




YLH66CL03C | 600x600mm
YLH63CL03C | 300x600mm
YLH33CL03 | 300x300mm
Grey



YLH66CL04C | 600x600mm
YLH63CL04C | 300x600mm
YLH33CL04 | 300x300mm
Brown



YLH66CL05C | 600x600mm
YLH63CL05C | 300x600mm
YLH33CL05 | 300x300mm
Charcoal



YLH66CL06C | 600x600mm
YLH63CL06C | 300x600mm
YLH33CL06 | 300x300mm
Beige

APPLICATION:



Wall



Floor



Indoors



Outdoors



Residential




Commercial



Wet Area




Dry Area




600x600mm Faces: 1 face

Tile Properties: Homogeneous | Bla | V2
Physical Appearance: Matte | Rectified



600x300mm Faces: 1 face

Tile Properties: Homogeneous | Bla | V2
Physical Appearance: Matte | Rectified



300x300mm Faces: 1 face

Tile Properties: Homogeneous | Bla | V2
Physical Appearance: Matte | Non-rectified

TECHNICAL SPECIFICATION FOR ALPHA HOMOGENEOUS TILE

Symbol	Test	Specification	
		MS ISO 13006: 2020	YLI
	Water Absorption(%)	E≤0.5%	E≤0.1%
	Dimension: Length & Width (for non-rectified tiles)	±0.60% (max±2.0mm)	±0.50% (max±2.0mm)
	Dimension: Length & Width (for rectified tiles)	±0.30% (max±1.0mm)	±0.25% (max±1.0mm)
	Thickness	±5.0% (max±0.5mm)	±4.0% (max±0.5mm)
	Straightness Of Side (mm) for non-rectified tiles	±0.50% (max±1.5mm)	±0.50% (max±1.5mm)
	Straightness Of Side (mm) for rectified tiles	±0.30% (max±0.8mm)	±0.30% (max±0.8mm)
	Rectangularity (mm) for non-rectified tiles	±0.50% (max±2.0mm)	±0.50% (max±2.0mm)
	Rectangularity (mm) for rectified tiles	±0.30% (max±1.5mm)	±0.30% (max±1.5mm)
	a) Centre Curvature for non-rectified tiles	±0.50% (max±2.0mm)	±0.50% (max±2.0mm)
	a) Centre Curvature for rectified tiles	±0.40% (max±1.8mm)	±0.40% (max±1.8mm)
	b) Edge Curvature for non-rectified tiles	±0.50% (max±2.0mm)	±0.50% (max±2.0mm)
	b) Edge Curvature for rectified tiles	±0.50% (max±2.0mm)	±0.50% (max±2.0mm)
	c) Edge Curvature for non-rectified tiles	±0.40% (max±1.8mm)	±0.40% (max±1.8mm)
	c) Edge Curvature for rectified tiles	±0.50% (max±2.0mm)	±0.50% (max±2.0mm)
	Surface Quality*	±0.40% (max±1.8mm)	±0.40% (max±1.8mm)
	Modulus Of Rupture	Min 35 N/mm ²	Min 35 N/mm ²
	Scratch (Moh's Hardness Scale)	Min 6	Comply
	Abrasion Resistance (PEI)	Class I ~ IV	Comply
	Chemical Resistance To		
	a) Acid	GLA ~ GLC	Comply
	b) Alkaline	GLA ~ GLC	Comply
	Chemical Resistance To Stain	Min Class 3	Min Class 3
	Crazing Test	No Crazing	No Crazing (3 times)

* Free from visible defect

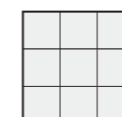
ALPHA PACKAGING SPECIFICATION

DIMENSION	CARTON			PALLET			CONTAINER			
	Pieces	Weight(kg)	Sq.Meter	Cartons	Weight(kg)	Sq.Meter	Cartons	Pallets	Sq.Meter	Gross Weight(kg)
600x600mm Bla	4	32.0	1.44	40	1305	57.60	640	17	979.20	20880
300x600mm Bla	8	29.3	1.44	40	1197	57.60	720	18	1036.80	21546
300x300mm Bla	16	25.4	1.44	72	1854	103.68	792	11	1140.48	20394

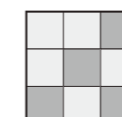
Remarks:

The "kg/pallet" is included 25kg pallet weight | Bla=<0.5% water absorption | B1b=>0.5 to <3% water absorption


SHADE & TONE VARIATIONS




V1
UNIFORM
SHADE & TONE



V2
SLIGHT
VARIATION



V3
MEDIUM
VARIATION



V4
STRONG
VARIATION